

## SIMPLE, DOUBLE, TRIPLE AND QUADRUPLE COVER PLATES :

Our mechanisms and cover plates are mounted in standard boxes Ø67-68 mm and 50mm deep.

Example of compatible references :

Single-gang cover plate :



- IMT35032 - LEG 0 800 31 - LEG 0 800 51 - BLM 680500 - LEG 0 801 51 - LEX72049012

Two-gang cover plate :

- - LEG0 800 32 - LEG 0 800 52 - BLM 682715 - - LEX82233614

Three-gang cover plate :

- - LEG0 800 33 - LEG 0 800 53 - BLM 683715 - - LEX82233614

## 3 MODULES COVER PLATES :

Our mechanisms and cover plates are mounted in 3 modules standard boxes 50mm deep.

Example of compatible references :



- LEGRAND / BTICINO : BTPB503N



- GEWISS : GW24403PM  
(shaver socket)

## NARROW AND LONG NARROW COVER PLATES :

Our mechanisms and cover plates are mounted in flush-mount boxes Ø32mm and 40 or 50mm deep.

Example of compatible references :



- LEGRAND / BATIBOX : 0 800 40  
(40mm deep)




- ARD 432002  
(50mm deep)

### IMPORTANT

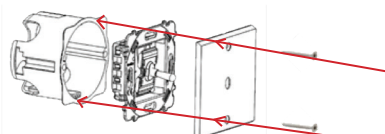
#### Confidence Collection with screws

For single flush-mount boxes, place the fixing clamps horizontally, and the posts holding the cover plate fixing screws vertically.

Double, triple and quadruple boxes :  
Spacing 71 mm between each mechanism



Fixing the flush-mounted box horizontally

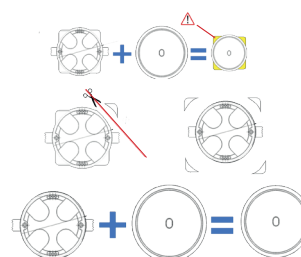


Fixing of the cover plate vertically

### IMPORTANT

#### Iris by MODELEC Collection

Cut off the lugs on the flush-mount box or choose the reference down below :



SCHNEIDER  
IMT35915