

1 INSTRUCTIONS AND RECOMMENDATIONS



Switch off the mains before commencing any work

 Strip the wires back for about 12mm

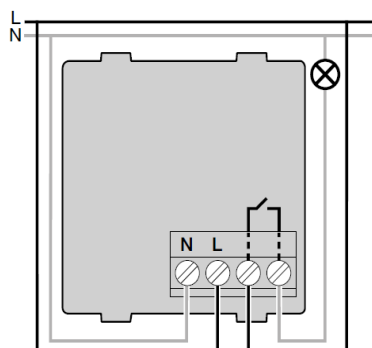
Mechanisms with screw terminals



For single units, use casings 50mm deep, diameter 67 or 68mm

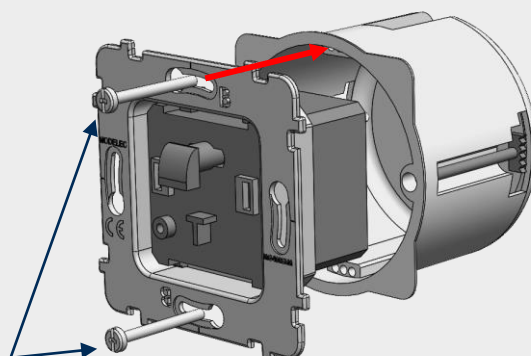
2 WIRING

087-520G AND 530G



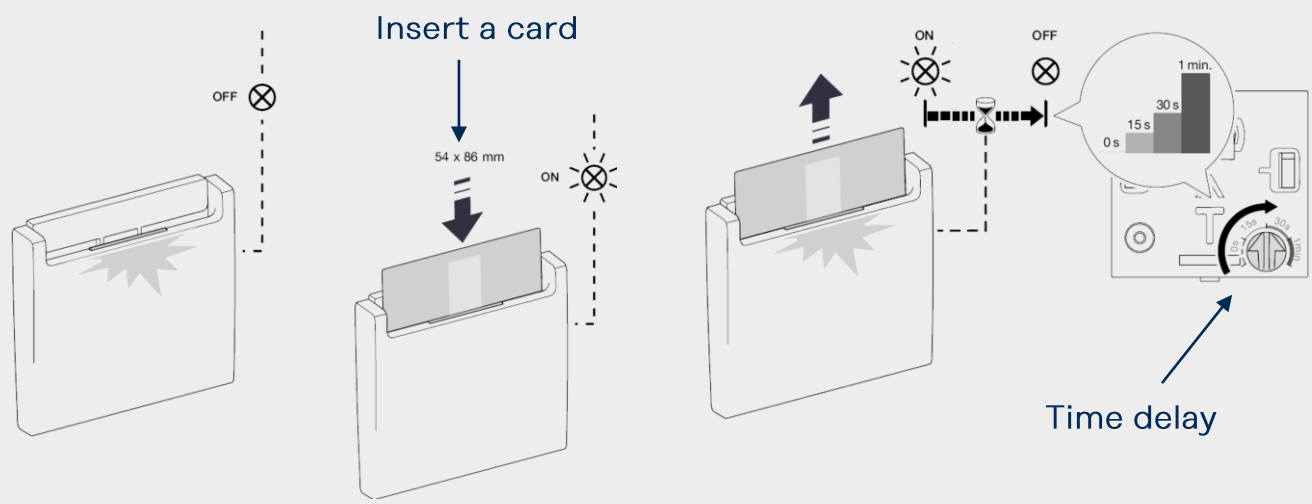
3 FITTING

After wiring according to the instructions, place the mechanism in the flush-mount box and screw on the plate according to the diagram opposite.




Screws supplied with the flush-mount box.

4 OPERATION



5 TABLE OF RELEVANT REFERENCES



Reference and description:

Compatible with:

087-520G CARD SWITCH WHITE BEZEL

087-530G CARD SWITCH BLACK BEZEL

Confidence Collection

6 CERTIFICATIONS

The card switch mechanism complies with the NF EN 60-669-01 standard.

